















# ATC Light Signals

(Re: FAR 91.125)

A/C ON THE GROUND	COLOR AND TYPE OF SIGNAL	A/C IN FLIGHT
Cleared for Takeoff	 STEADY GREEN 	Cleared to Land
Cleared to Taxi	 Flashing GREEN 	Return for Landing
STOP	 STEADY RED 	Give way to other A/C
Taxi Clear of Landing Area	 Flashing RED 	Airport Unsafe DO NOT LAND
Return to Starting Point on Airport	 Flashing WHITE 	(N/A)
General Warning CAUTION!	 Alternating RED and GREEN 	General Warning CAUTION!



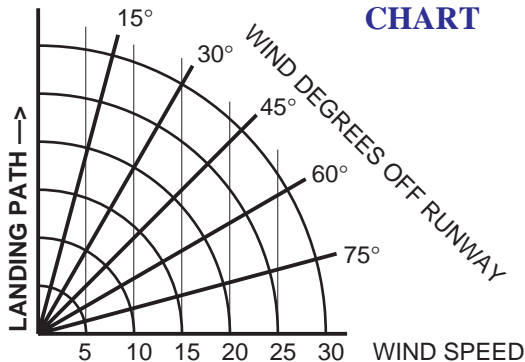
# GENERAL PASSENGER BRIEFING

- NO SMOKING IN OR AROUND AIRCRAFT.
- BELTS & HARNESSES USED FOR TAKEOFFS & LANDINGS, AND ENCOURAGED DURING ENTIRE FLIGHT. **(Explain operation)**
- SEAT BACKS MUST BE IN THE FULL UPRIGHT POSITION DURING TAKEOFF & LANDING. **(Explain proper operation.)**
- OXYGEN (If Applicable) **(Explain operation and usage.)**
- STERILE COCKPIT AND DISTRACTIONS.
- CABIN ENTRANCE DOORS ALSO EMERGENCY EXITS. WINDOWS AND LUGGAGE DOOR MAY ALSO SERVE AS AN EMERGENCY EXIT (If Applicable). **(Explain operation.)**
- FIRST AID KIT AVAILABLE?
- FIRE EXTINGUISHER AVAILABLE?: **(Explain operation.)**
- ELT LOCATION AND OPERATION: Survival Kit On Board?
- OTHER: HEADSET-INTERCOM / AIR VENTS / HEAT / EAR PLUGS / SICK SACKS / INNER EAR PRESSURE / TRAFFIC REPORTS.
- CAUTION: CAMERAS / CAMCORDERS / BINOCULARS  
(Airsickness and scratched windows.)
- ADVISE PILOT IF ANY DISCOMFORT, PROBLEMS, CONCERNS.

**FAR REFERENCES:**

- 91.11 Prohibition against interference with crewmembers.
- 91.15 Dropping objects.
- 91.17(b) [Passengers under the influence of]Alcohol or drugs.
- 91.21 Portable electronic devices.
- 91.107(a) Use of safety belts, shoulder harnesses, and child restraint systems.
- 91.519 [Large & Turbine-Powered Multiengine Airplanes] Passenger briefing.
- 135.117(a) Briefing of passengers before flight.

## CROSSWIND CALCULATION CHART



**AIM 4-2-13. Communications with Tower when Transmitter/ Receiver Inoperative.** Remain outside or above the Class D surface area until the direction and flow of traffic has been determined; then join the airport traffic pattern. Look for a light signal which may be addressed to your aircraft. During hours of daylight, acknowledge tower light signals by rocking your wings. At night, acknowledge by blinking the landing or navigation lights.